

# Long-read sequence analysis

File formats and QC

# Raw file formats

- ONT:
  - POD5 (new, apache arrow)
  - FAST5 (HDF5)
  - Base calling: MinKNOW (guppy)/dorado/third party
- PacBio:
  - unaligned BAM (binary sequence alignment format SAM)

# fastq

reads.fastq

```
@D00283R:66:CC611ANXX:4:2311:2596:2330 1:N:0:TCCGGAG  
ACTCTACGCTCAATAAAGATTTCTGATACGGCTCCTGAAATGCAGAATGAGT  
+  
B/<<<B<FFFFFFFFFBBFFFBFFFBFFFF/FFFFFFFF/BFFFBFFF
```

title, starts with @

nucleotide sequence

optional description

base quality

# fastq

fasta + basequality (fasta + q = fastq)

$$BASEQ = -10 \log_{10} \Pr\{base\ is\ wrong\}$$

$$\Pr\{base\ is\ wrong\} = 10^{\frac{-BASEQ}{10}}$$

$$Accuracy = 1 - \Pr\{base\ is\ wrong\}$$

$$-10 \log_{10} (0.01) = 20$$

$$-10 \log_{10} (0.05) = 13$$

$$-10 \log_{10} (0.5) = 3$$

# Question 9

# Read quality control

- Number of reads
- Read length (mean and spread)
- Base quality
- GC content
- Demultiplexing statistics
- Run duration/location dependency
- Others?

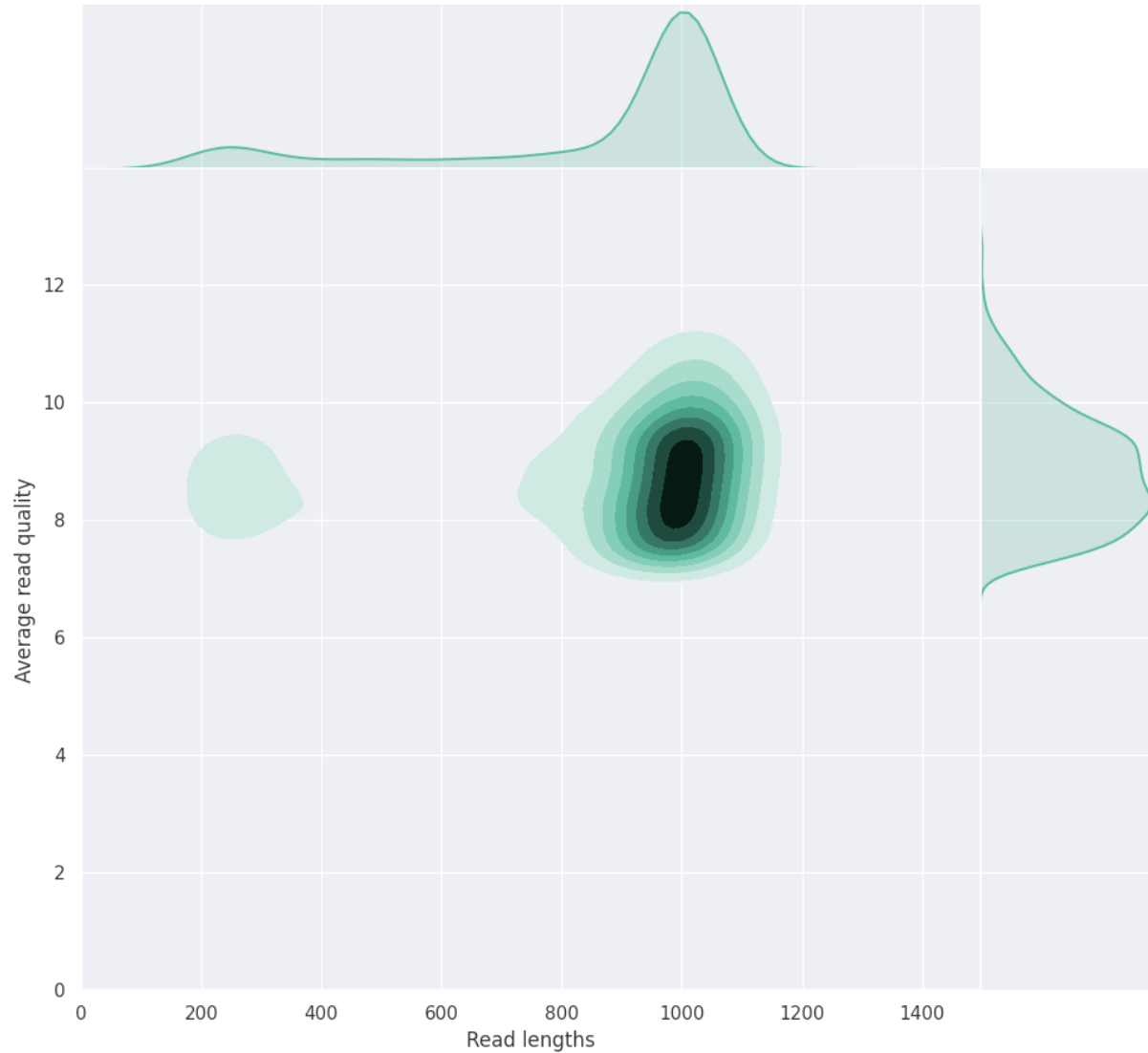
# Question 10

# Read quality software

- Software of manufacturer: SMRT Link; MinKNOW
- NanoPlot (<https://github.com/wdecoster/NanoPlot>)
  - Takes many input formats
  - Basic statistics
- PycoQC (<https://github.com/a-slide/pycoQC>)
  - Specific for ONT
  - Requires so-called sequencing\_summary file
- FastQC (<https://www.bioinformatics.babraham.ac.uk/projects/fastqc/>)
  - Works also for long reads
  - Familiar output to most people



## Read lengths vs Average read quality plot

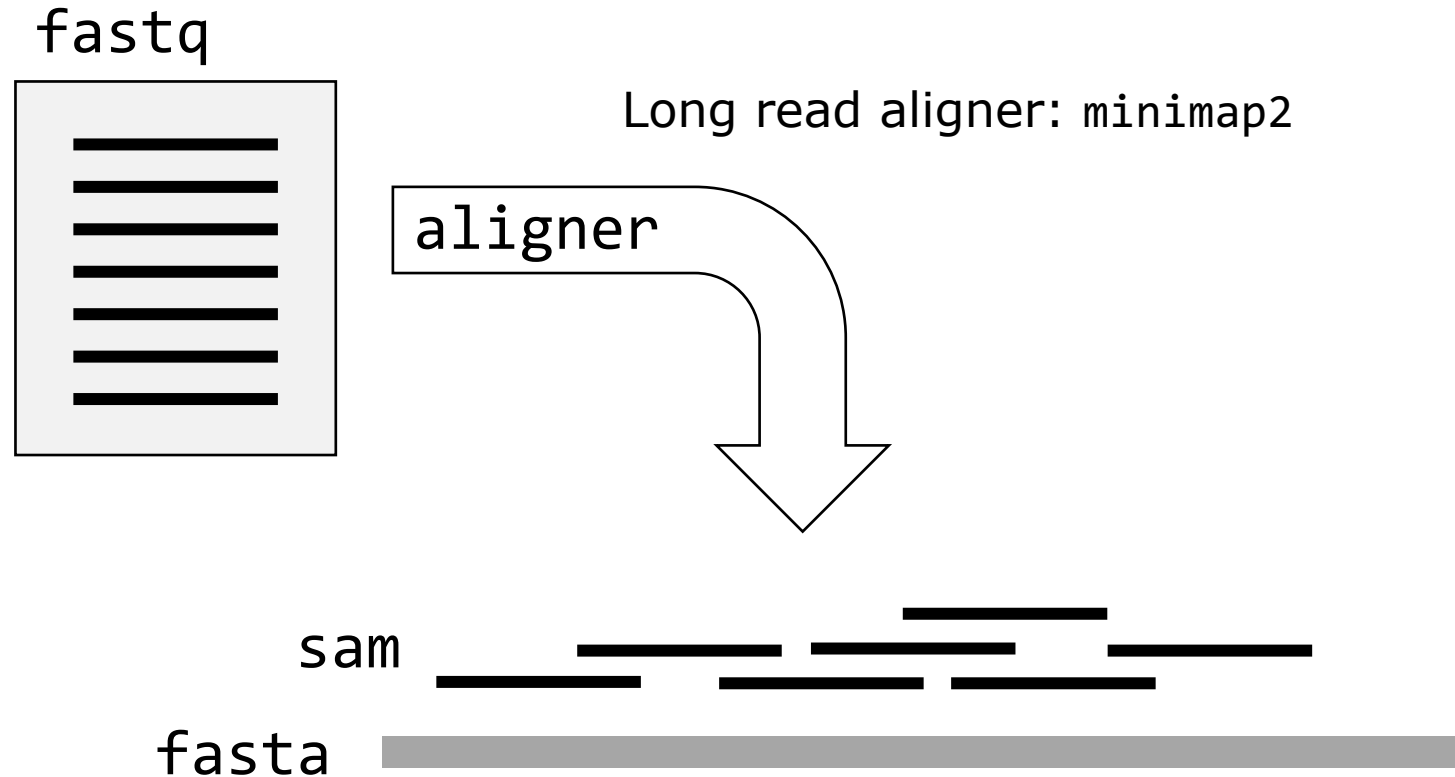


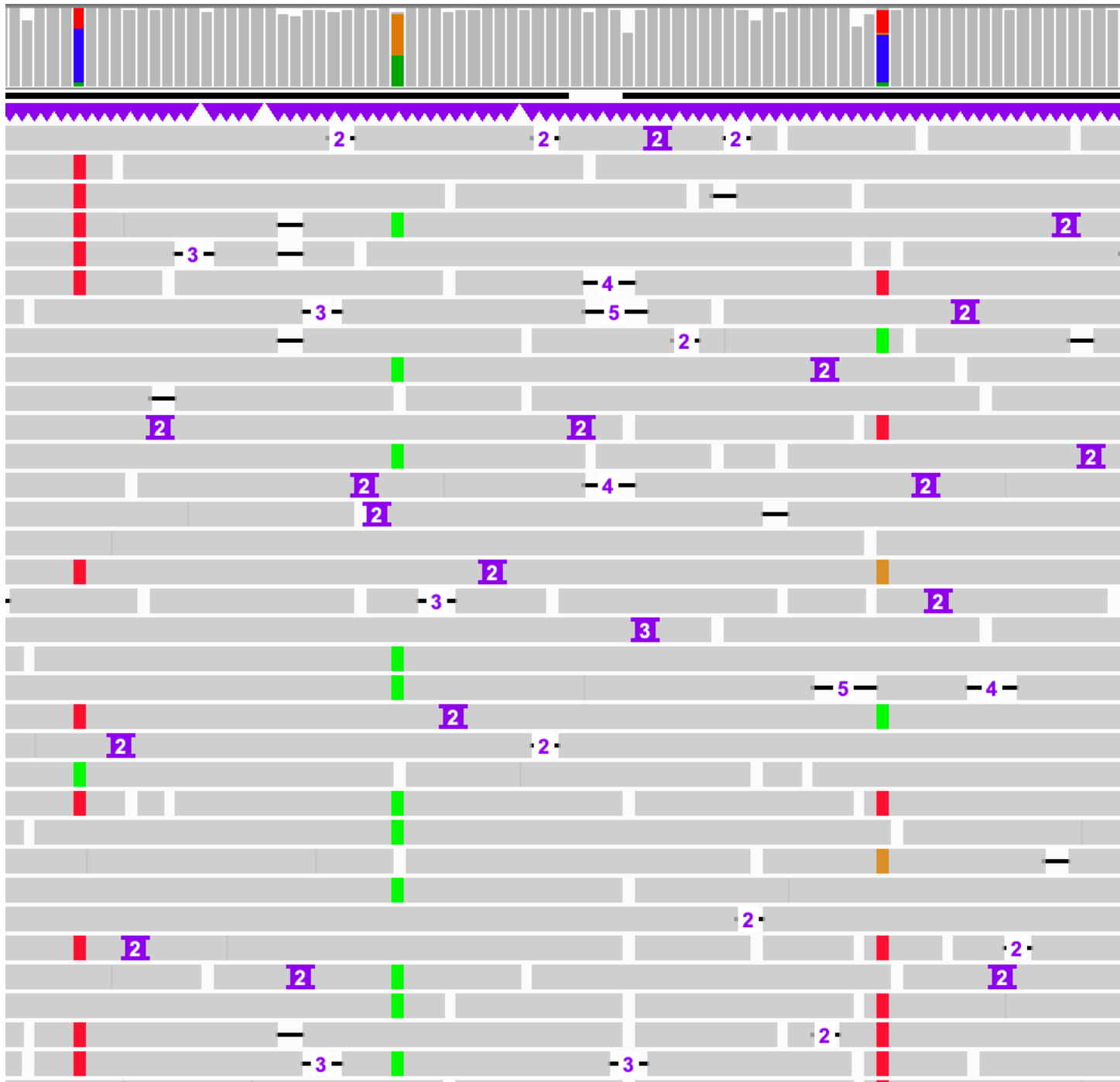
output of NanoPlot (<https://github.com/wdecoster/NanoPlot>)

# Quality trimming

- Removal of:
  - Low quality sequences
  - Adapters/barcodes
- Oxford nanopore: On-instrument (guppy)
- PacBio:
  - On-instrument
  - During CCS generation (pbccs)

# Read alignment





# Mapping quality



$$MAPQ = -10 \log_{10} \Pr\{\text{mapping position is wrong}\}$$

$$\Pr\{\text{mapping position is wrong}\} = 10^{\frac{-MAPQ}{10}}$$

$$-10 \log_{10} (0.01) = 20$$

$$-10 \log_{10} (0.5) = 3$$

# sam header

```
@HD      VN:1.0  S0:coordinate
@SQ      SN:U00096.3      LN:4641652
@PG      ID:bowtie2      PN:bowtie2      VN:2.4.1      CL: bowtie2-
align-s --wrapper basic-0 -x ref.fasta -1 reads_1.fastq -2
reads_2.fastq"
```

<b>SAM column</b>	<b>example</b>
read name	SRR519926.5
flag	89
reference	chr20
start position	61
mapping quality	42
CIGAR string	150M
reference name mate is mapped	=
start position mate	476
fragment length	515
sequence	CATCACCATTCCCAC
base quality	@>4:4C@89+&9CC@
optional	AS:i:-2
optional	XN:i:0

# Question 11



# samtools

- Convert .sam files into (a.o.)
  - .bam (compressed .sam)
  - .fastq
- Subset alignments based on:
  - flag
  - region
- Ordering
- Mark alignment duplicates
- And many other things

# Long-reads & fastq

- fastq format is limited to:
  - base
  - base-quality
- Long-read technologies -> need to store more information:
  - PacBio: (unaligned) bam
  - ONT: fast5/pod5/bam/rich fastq

# Methylation calling

- PacBio – always done
- ONT Remora
  - <https://github.com/nanoporetech/remora>
  - <https://nanoporetech.com/sites/default/files/s3/literature/epigenetics-workflow.pdf>
- Stored in bam file (MM and ML tags)

# Group work preference

Fill out the google form:

<https://forms.gle/YXV5DwBe5DeD3Yx76>